



# Tapis Modulaires

## Chaînes Surface Pleine




1000

P. 151



1005

P. 159




1015

P. 165



1505

P. 137




2000

P. 178




2015

P. 184




3125

P. 196




3185

P. 196




5935

P. 147




6995

P. 188




6995 Hybrid

P. 190




7705

P. 168



8505


P. 143



6390T


P. 174

## Chaînes Surface Perforée




500

P. 135




1000

P. 152




1506

P. 138




2000

P. 178




2016

P. 184




5936

P. 147




6391T

P. 175



7706


P. 170



8506


P. 144

## Chaînes RubberTop®




1505

P. 140




1000

P. 153




1005

P. 160



3125

P. 196



3185 RT

P. 196



7705

P. 169


# Tapis Modulaires

## Chaînes nervure surélevée (Raised Rib)




1000

P. 154



2000


P. 179



9200

P. 193


## Chaînes Vacuum Holes



5935

P. 148

## Low Backline Pressure (LBP)



1000


P. 156



1005


P. 162

## Chaînes à Flexion Latérale




505

P. 199




1255

P. 201




1265

P. 202




1275

P. 203



1285

P. 204



7956

P. 206